



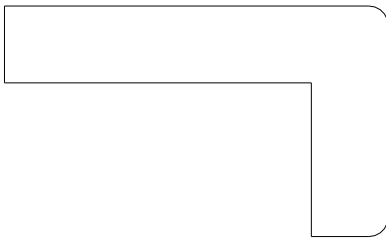
Solid Surface Edges

Standard Edge


* \$10/Lineal Foot

** \$12/Lineal Foot

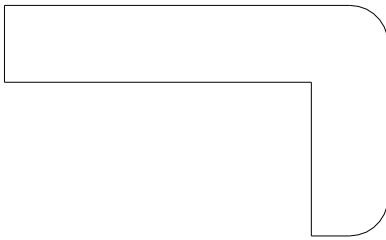
$\frac{1}{8}$ " top & bottom




$\frac{3}{8}$ " top & bottom bevel



$\frac{1}{4}$ " top & bottom




* full bullnose



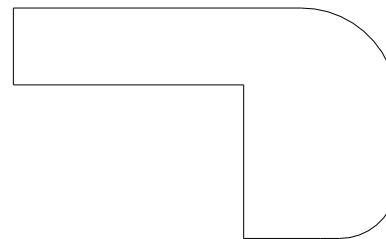
$\frac{3}{8}$ " top & bottom



** brooks ogee



* $\frac{5}{8}$ " top & bottom



** roman ogee

